

If you have any questions, please contact me at [jamie@teachmommyteach.com](mailto:jamie@teachmommyteach.com)

Thank you for downloading!

You May:

- use these resources in your own home or classroom for non-commercial use.
- print as many copies as you would like.
- share the website link, <https://teachmommyteach.com/>, where this printable can be found, so that others can download the file.

You May NOT:

- sell, give away, or share a printed copy. Each person should download separately and print.
- print out a copy for multiple teachers, as in an entire school, co-op, or other group. Each teacher should download separately and print.
- link directly to the pdf. Instead, link to the page on <https://teachmommyteach.com/> or <https://teacherspayteacher.com/> where you found the download.
- claim this or any part of this printable as your own.
- alter this printable and claim it as your own.
- host any of the files on your personal or other websites that can be shared with others.
- Upload this resource to any file sharing sites

Credits!! Thank you Speaking of Images and Open Clipart!



<https://www.teacherspayteachers.com/Store/Speaking-Of-Images>



<https://openclipart.org/>









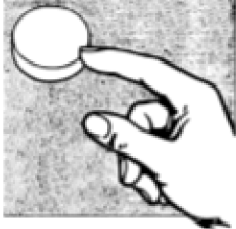
# More Beginning Readers 7: Go, Ball, Go

## Pre-Reading Worksheets

Your child will practice *CVC* words and the *-all* word family. Your child will practice the high-frequency words *no, go, so, and do*. Your child will continue to practice *CVCC* words, *ramp*.

Name: \_\_\_\_\_

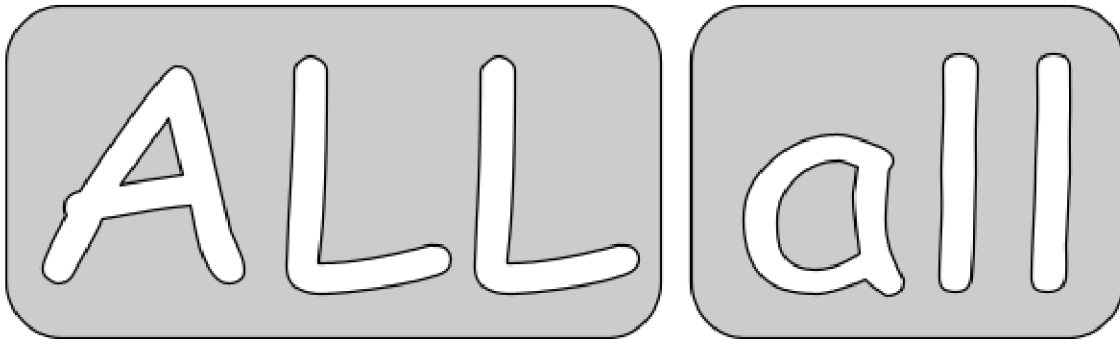
Circle the letter that is the first letter of the picture.

		
<p>A U I</p>	<p>O A I</p>	<p>I O A</p>
	 <p>Ending sound</p>	
<p>M L T</p>	<p>G X<sub>(ks)</sub> I</p>	<p>P B G</p>
		
<p>B D T</p>	<p>L M F</p>	<p>B U K</p>

Thank you [openclipart.org](http://openclipart.org) for the wonderful clipart!

Name: \_\_\_\_\_

Review this your high frequency word. Then color the word.



Match each word to its picture.



ball



wall



fall



call

Read the following silly sentence. Circle the -all words.

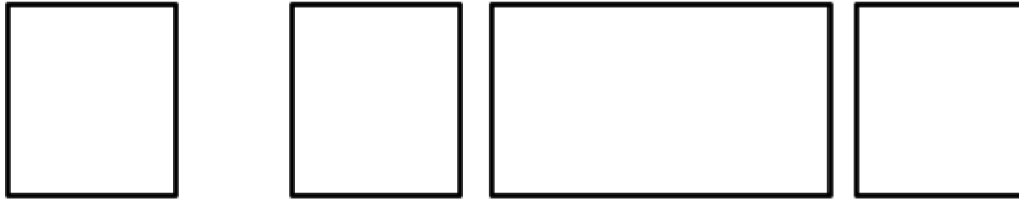
**Get the ball, but do not fall!**

Thank you [openclipart.org](http://openclipart.org) for the wonderful clipart!

Name: \_\_\_\_\_

Read the two words below. Cut out the graphemes (letters) below. Then match the graphemes (letters) to the pictures of the mouths saying the words, and glue. Write the words on the handwriting lines.

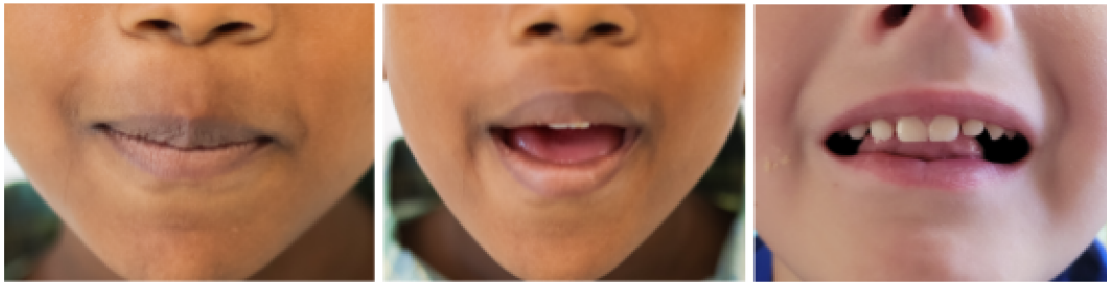
b	a	l	l	f	a	l	l	s
---	---	---	---	---	---	---	---	---



---

---

---



---

---

---

Name: \_\_\_\_\_

When a word ends with the letter O, it doesn't represent a sound like at the beginning of octopus. It represents a sound like at the beginning of oval. The O represents a **long o sound**. The O represents its letter name.



Below are some words that end in the letter O, so O represents the **long o sound**. Read each word. Color each O.

No

no

Go

go

So

so

One exception to the rule is the sight word, DO. Draw an X over the O in the word DO, to represent that the O does not represent its name. Now say, "EW!" DO has an EW sound at the end. Draw a picture of something yucky next to the word to remind yourself that DO has an EW sound. Read the word.

Do

do

Thank you [openclipart.org](http://openclipart.org) for the wonderful clipart!

Name: \_\_\_\_\_



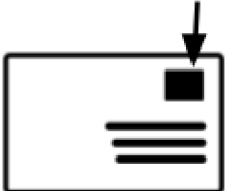
Read the following silly sentences. Color every O that represents the **long o sound**, green. Draw an X over the O in the word DO. Color every O that represents its **short sound** like in OCTOPUS, red.

The dog sat on the box.

Do not sit on the box.

No. Go sit on the lid.

The words below all end with -mp. Circle the MP in each word.

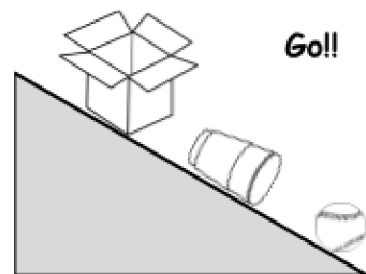
			
ramp	lamp	camp	stamp

Read the following silly sentences. Circle the word RAMP.

Put the ball on the ramp. Go, ball!

Put the cup on the ramp. Go, cup!

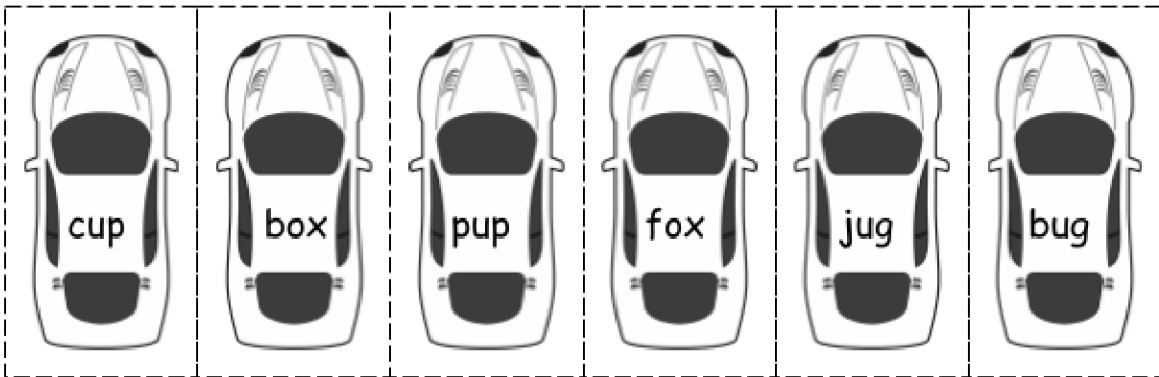
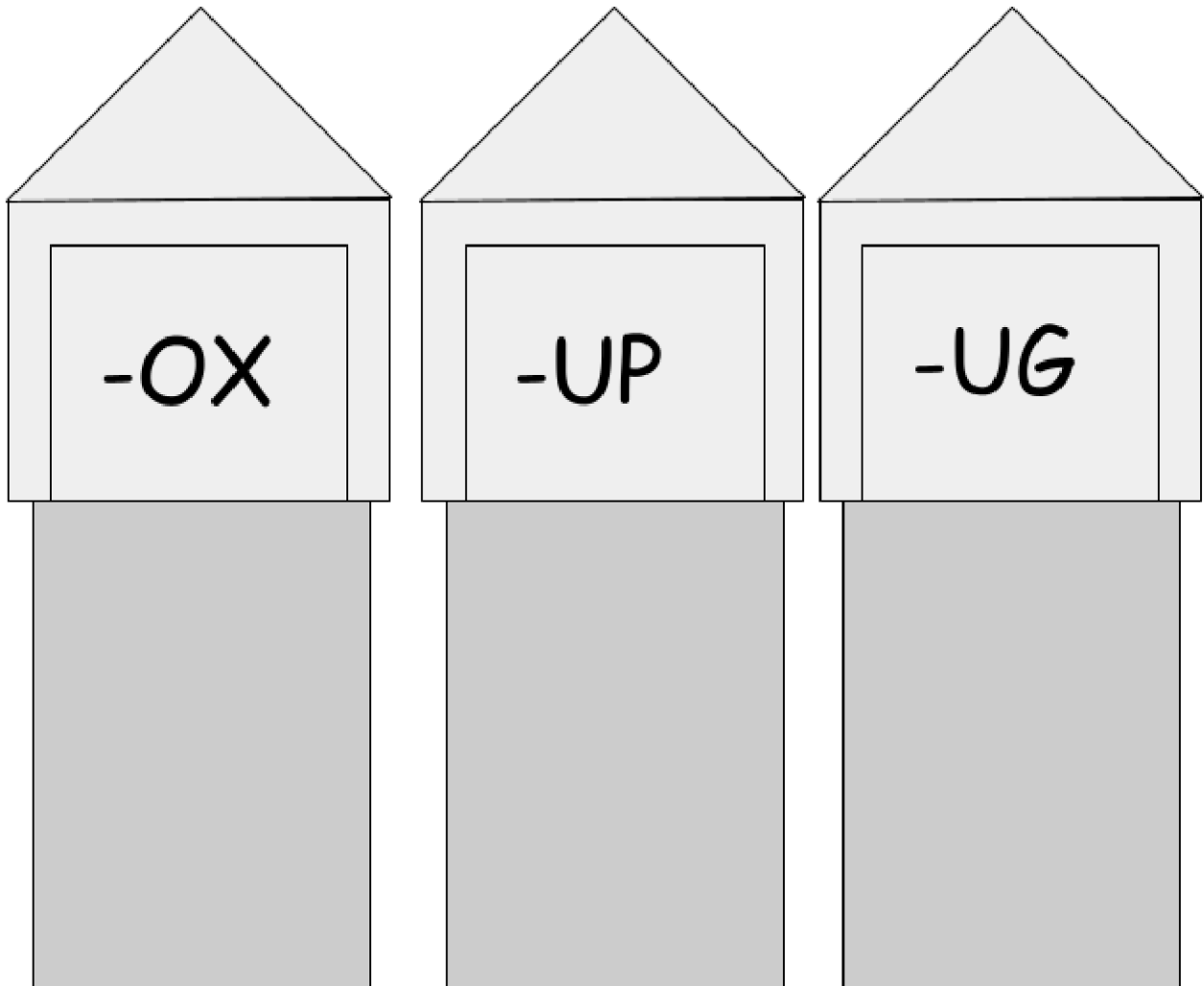
Put the box on the ramp, Go, box!



Thank you openclipart.org for the wonderful clipart!

Name: \_\_\_\_\_

Glue the cars in front of the correct garage.

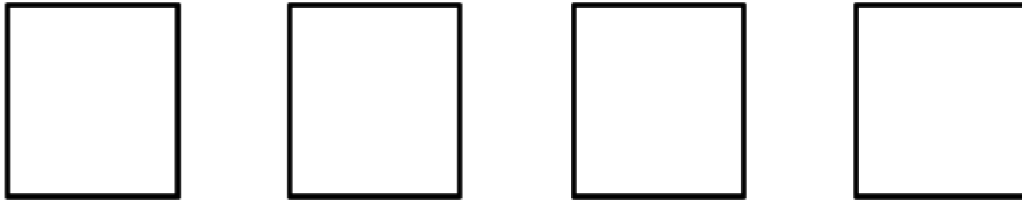
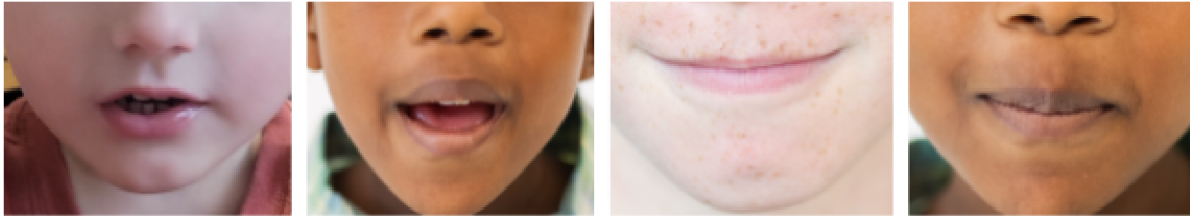
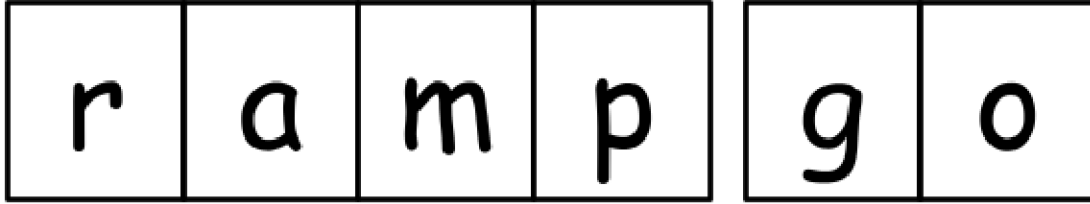


Thank you [openclipart.org](https://openclipart.org) for the wonderful clipart!



Name: \_\_\_\_\_

Read the two words below. Cut out the graphemes (letters) below. Then match the graphemes (letters) to the pictures of the mouths saying the words, and glue. Write the words on the handwriting lines.



---

---

---



---

---

---

# More Beginning Readers 7: Go, Ball, Go

## Extra Practice Post-Reading Worksheets

Name: \_\_\_\_\_

Read the following silly sentences. Then paste the bug, pig, cat, and pup where the silly sentences say to paste them.


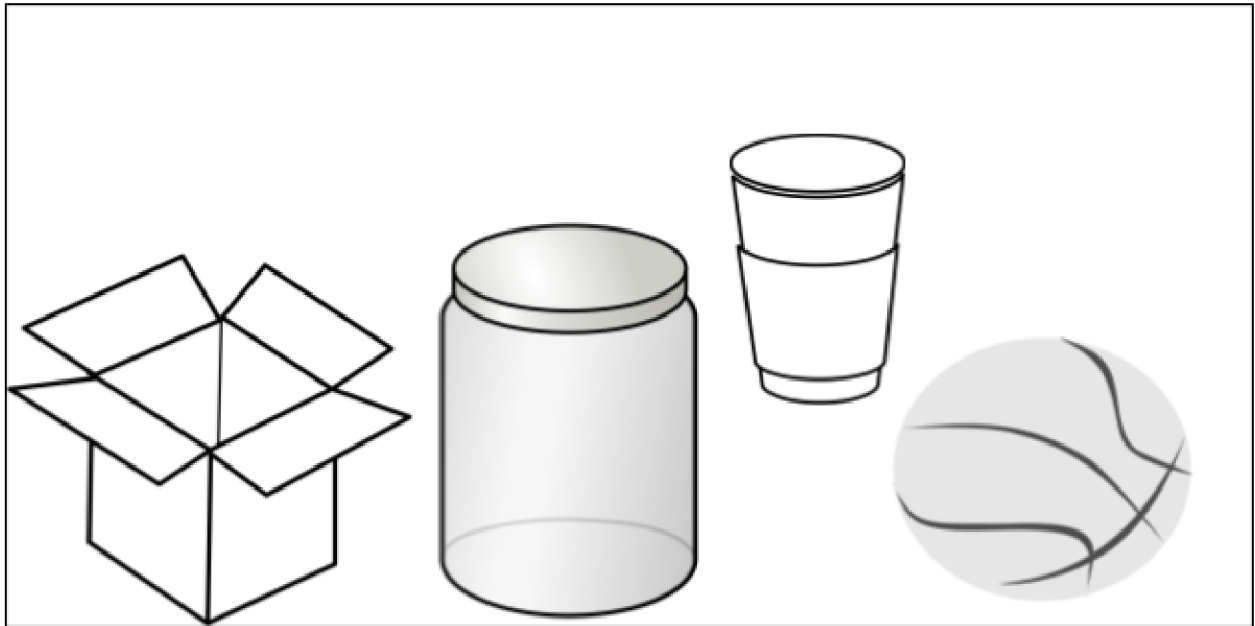
The bug sat in the jug.

The pig sat on the lid of the jug.

The cat sat on top of the ball.

The pup sat in the cup.

The dog sat in the box.



Thank you [openclipart.org](http://openclipart.org) for the beautiful clipart!!

# More Beginning Readers 7:

Go, Ball, Go

**Answers**









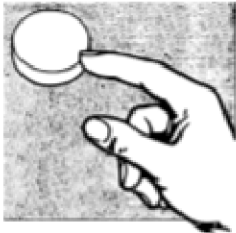
## Pre-Reading Worksheets

Your child will practice *CVC* words and the *-all* word family. Your child will practice the high-frequency words *no*, *go*, *so*, and *do*.

Your child will continue to practice *CVCC* words, *ramp*.

Name:           **Answers**          

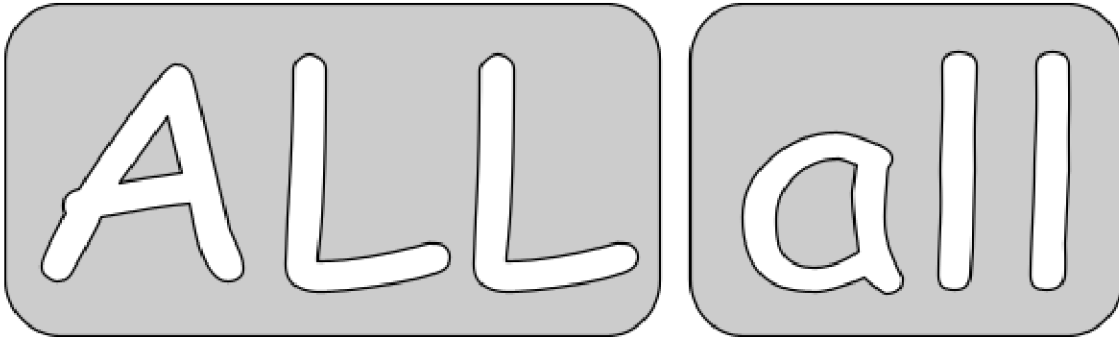
Circle the letter that is the first letter of the picture.

		
A <b>U</b> I	<b>O</b> A I	I O <b>A</b>
	 Ending sound	
<b>M</b> L T	G <b>X<sub>(ks)</sub></b> I	<b>P</b> B G
		
B <b>D</b> T	L <b>M</b> F	<b>B</b> U K

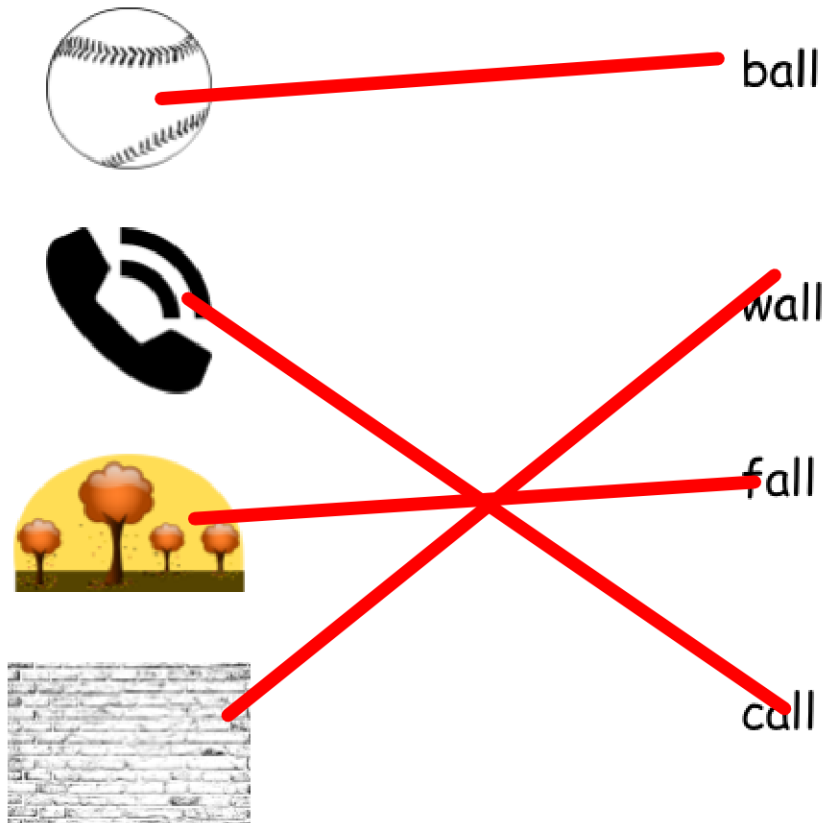
Thank you [openclipart.org](http://openclipart.org) for the wonderful clipart!

Name: Answers

Review this your high frequency word. Then color the word.



Match each word to its picture.



Read the following silly sentence. Circle the -all words.

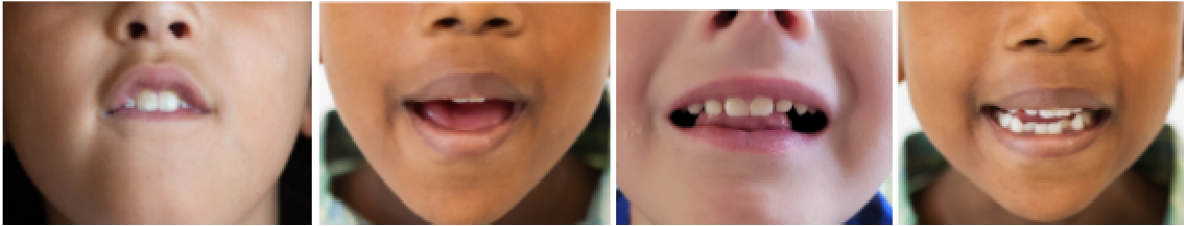
Get the **ball**, but do not **fall**!

Thank you openclipart.org for the wonderful clipart!

Name: **Answers**

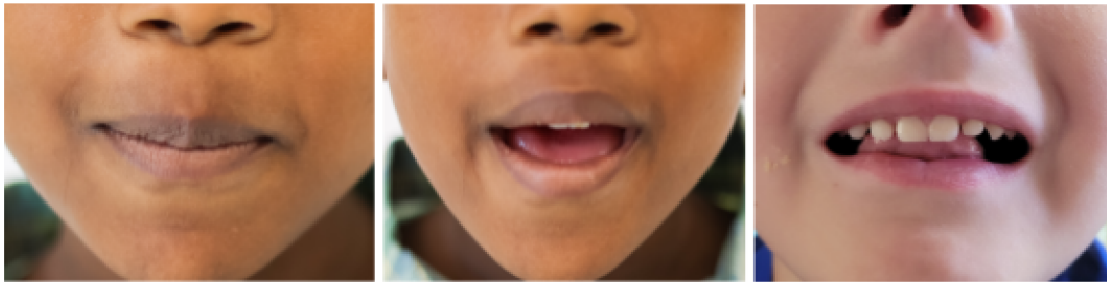
Read the two words below. Cut out the graphemes (letters) below. Then match the graphemes (letters) to the pictures of the mouths saying the words, and glue. Write the words on the handwriting lines.

b	a	ll	f	a	ll	s
---	---	----	---	---	----	---



f	a	ll	s
---	---	----	---

falls



b	a	ll
---	---	----

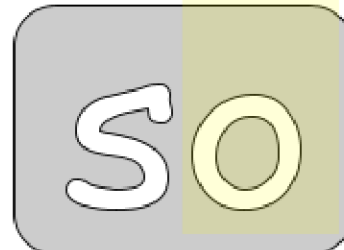
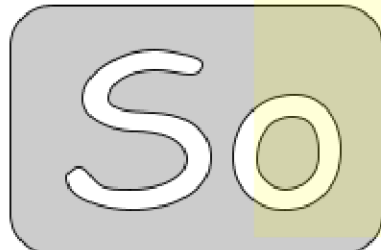
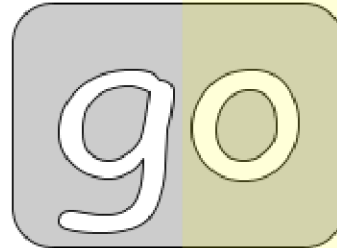
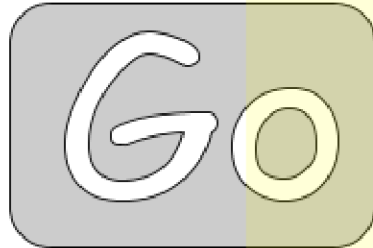
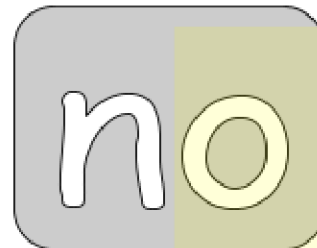

ball

Name:           **Answers**          

When a word ends with the letter O, it doesn't represent a sound like at the beginning of octopus. It represents a sound like at the beginning of oval. The O represents a **long o sound**. The O represents its letter name.



Below are some words that end in the letter O, so O represents the **long o sound**. Read each word. Color each O.



One exception to the rule is the sight word, DO. Draw an X over the O in the word DO, to represent that the O does not represent its name. Now say, "EW!" DO has an EW sound at the end. Draw a picture of something yucky next to the word to remind yourself that DO has an EW sound. Read the word.



Thank you [openclipart.org](http://openclipart.org) for the wonderful clipart!



Name: Answers

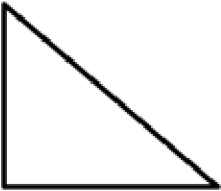


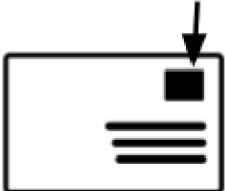
Read the following silly sentences. Color every O that represents the long o sound, green. Draw an X over the O in the word DO. Color every O that represents its short sound like in OCTOPUS, red.

The dog sat on the box.

~~Do~~ not sit on the box.

No. Go sit on the lid.

The words below all end with -mp. Circle the MP in each word.

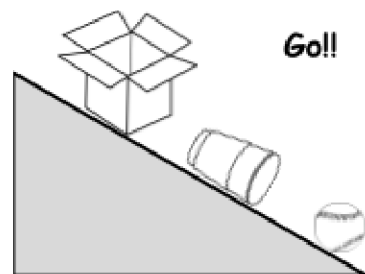
 ramp	 lamp	 camp	 stamp
--	--	---	---

Read the following silly sentences. Circle the word RAMP.

Put the ball on the ramp. Go, ball!

Put the cup on the ramp. Go, cup!

Put the box on the ramp. Go, box!



Thank you openclipart.org for the wonderful clipart!

Name: Answers

Glue the cars in front of the correct garage.

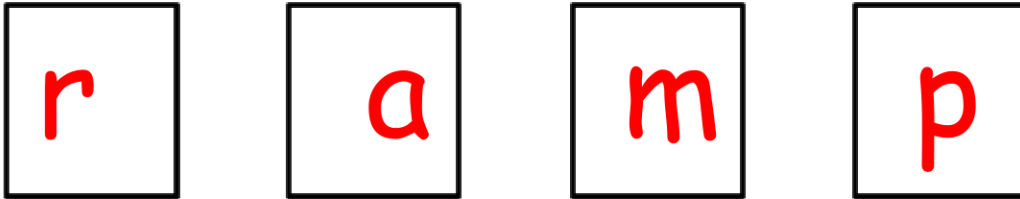
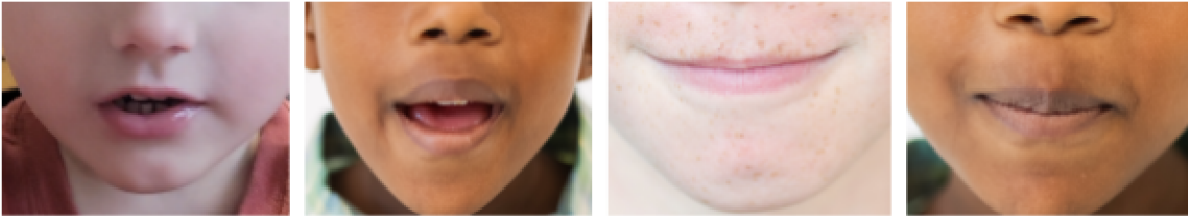
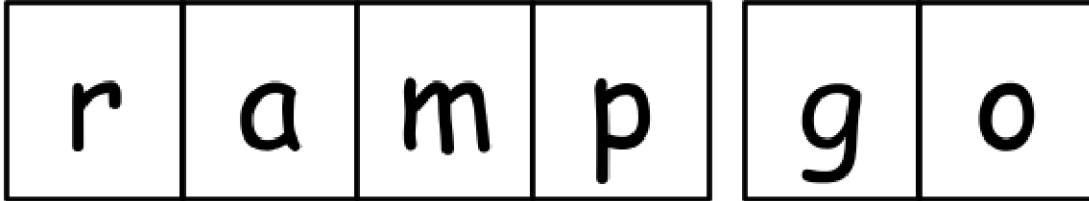
The image shows three garages with labels: -OX, -UP, and -UG. Below them are six cars with labels: cup, box, pup, fox, jug, and bug. Red lines indicate the correct matches: cup and box are connected to -OX; pup and fox are connected to -UP; jug and bug are connected to -UG.

Thank you openclipart.org for the wonderful clipart!


# Answers

Name: \_\_\_\_\_

Read the two words below. Cut out the graphemes (letters) below. Then match the graphemes (letters) to the pictures of the mouths saying the words, and glue. Write the words on the handwriting lines.



ramp



go

# More Beginning Readers 7: Go, Ball, Go

## Answers Extra Practice Post-Reading Worksheets

Name: Answers

Read the following silly sentences. Then paste the bug, pig, cat, and pup where the silly sentences say to paste them.

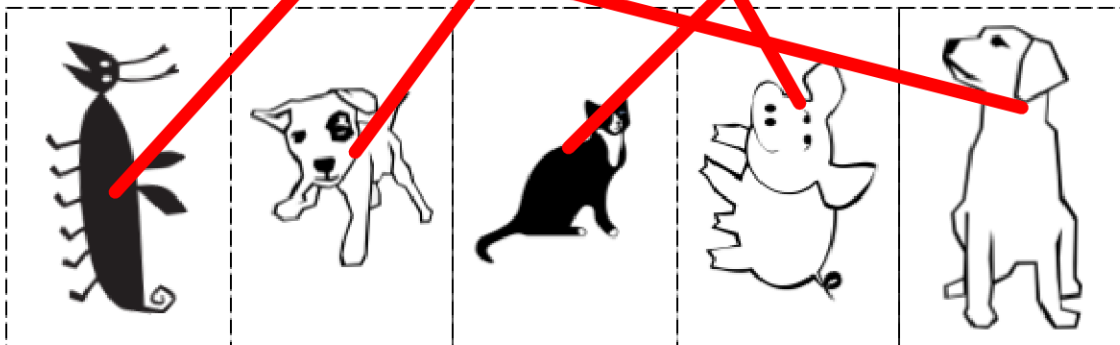

The bug sat in the jug.

The pig sat on the lid of the jug.

The cat sat on top of the ball.

The pup sat in the cup.

The dog sat in the box.



Thank you openclipart.org for the beautiful clipart!!